




Belgard.com

U Start Base Block™

18 7/16" x 12" x 3 1/2"


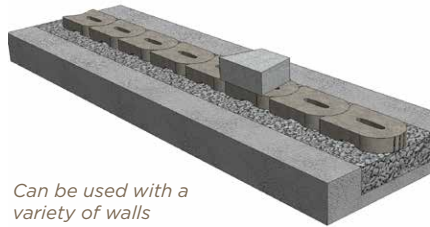


Introducing U Start Base Block™, Belgard Hardscape's newest product innovation. U Start Base Block™ is a universal base course for walls that promotes cost savings and installation time efficiency.



Product Features:

- Built-in hand-holds for easy installation
- Installs quickly and easily for improved jobsite efficiency
- Strong, lightweight, and shaped to interlock to hold position
- Center core allows for aggregate interlock and frictional connection with base leveling pad
- Notches provide for easy alignment for straight walls and for a 6' radius
- Provides a sturdy base level for curves, 90 degree corners, columns, or straight walls



Installation Guide:

Step 1: Prep Site

Excavate a trench that's 10" inches deep and 24" wide.
Compact 6" of 3/4" crushed rock into the trench.

Step 2: Install Base Course

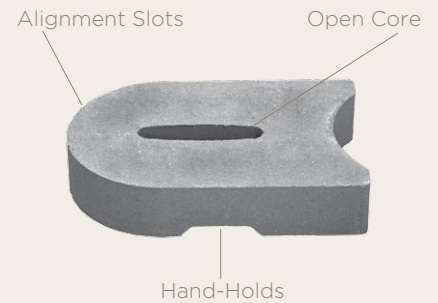
To install the buried base course, place U Start Base Block™ with hand-holds facing downward. Place U Start Base Block™ so they fully interlock from the top and bottom of the base block. Place the U Start Base Block™ directly in the center of the leveling pad for proper installation. Level the U Start Base Block™ from side to side and front to back to properly level the units.

Step 3: Install the Wall

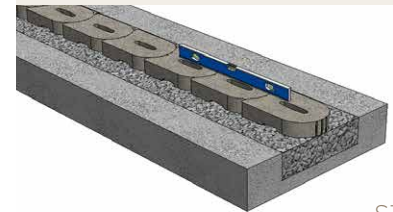
After the base course and U Start Base Block™ units have been installed, install the retaining or freestanding wall per project plans and product installation guides.

U Start Base Block™

18 7/16" x 12" x 3 1/2"



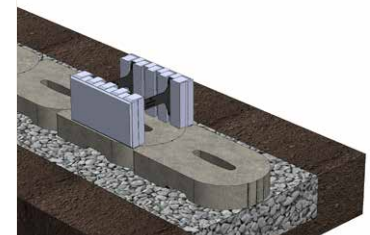
STEP 1



STEP 2



STEP 2A (Note: Sloped Grade Only)



STEP 3



Northfield, an Oldcastle Company
One Hunt Court
Mundelein, IL 60060
847-949-3600

For more info visit: Belgard.com

GET SOCIAL



/Belgard



/BelgardHardscapes



/BelgardHardscapes